

Mooring Buoys



(Diameters: 15, 18, 24, 32, 38, 42 Inches)

Winter Mooring Stick


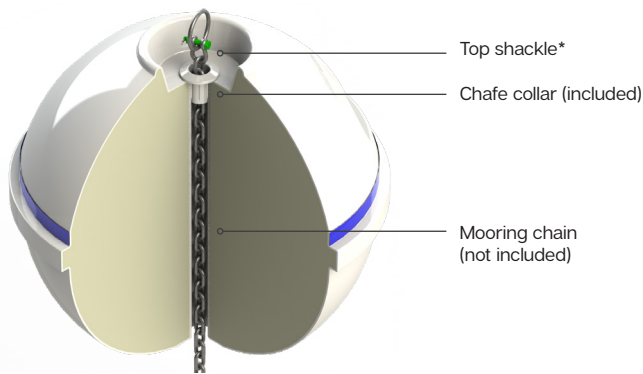
(Length: 36 & 80 Inches)

Features:

- Rotationally-molded from polyethylene
- 1/4" inch wall thickness for strength
- Foam filled with closed-cell polyurethane to prevent water ingress if damaged
- Molded-in center tube accepts mooring chain of up to 5/8 inch (16mm) diameter*
- Comes standard with USCG approved blue retroreflective center band for visibility
- Areas on 3 sides for registration sticker or custom name plate graphics
- Life expectancy: 10 years
- Warranty: 1 year



A top shackle* connects directly to the mooring chain for quick, easy installation and vessel protection.

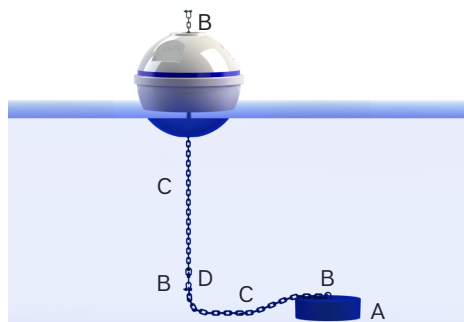


Cutaway view showing typical installation:

Mooring chain runs through molded-in center tube and chafe collar and 5/8 inch shackle (not included)

Part Numbers:

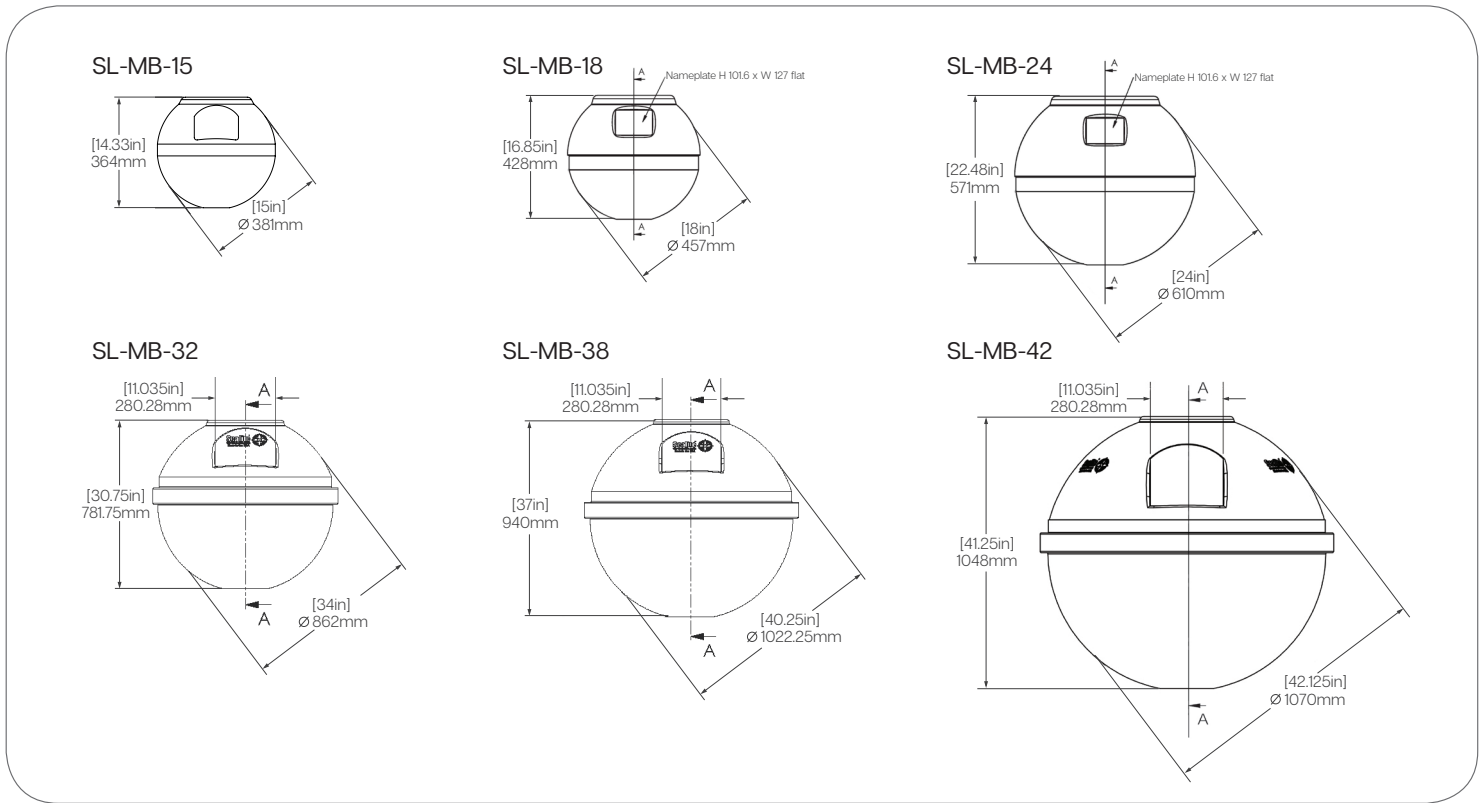
- SL-MB-15: 15" diameter
- SL-MB-18: 18" diameter
- SL-MB-24: 24" diameter
- SL-MB-32: 32" diameter
- SL-MB-38: 38" diameter
- SL-MB-42: 42" diameter



Mooring System (sold separately)	
A	Mooring Weight
B	Shackle
C	Chain
D	Swivel at buoy/chain connection point

* 1/2 inch shackle required for 15 inch Mooring Buoy. 5/8 inch shackle required for 18-42 inch Mooring Buoys.

Technical Illustrations



Technical Specifications*

Specifications	SL-MB-15	SL-MB-18	SL-MB-24	SL-MB-32	SL-MB-38	SL-MB-42	SL-WMS-36	SL-WMS-80
Height (in/mm)	14.33 (364)	16.85 (428)	22.48 (571)	30.75 (781.75)	37 (940)	41.25 (1048)	36 (914.5)	80 (2032)
Width (in/mm)	15 (381)	18 (457)	24 (610)	34 (862)	40.25 (1022.25)	42.124 (1070)	5 (127)	5 (127)
Weight (lbs/kg)	7.2 (3.3)	13 (6)	23 (10.5)	40 (18)	61 (27.5)	106 (48)	8 (3.5)	12 (5.5)
Max Mooring Load (lbs/kg)	17.6 (8)	36 (16.5)	101 (46)	230 (103.5)	486 (218.5)	614 (278.5)	15 (6.75)	30 (13.5)
Max Chain Size (in/mm)	3/8 (9.5)	3/8 (9.5)	5/8 (16)	5/8 (16)	5/8 (16)	5/8 (16)	5/8 (16)	5/8 (16)

* Specifications subject to change or variation without notice



Winter Mooring Sticks

- Integrated mooring eye at each end
- Easy access to mooring hardware and retrieval from icy water
- Blue retroreflective tape at top for visibility in slush and under ice
- Available in 2 sizes: 36-inch and 80-inch heights
- Made of virgin polyethylene for durability and long life in tough environmental situations



Remember: Mark your mooring hardware for easy springtime retrieval after the snow and ice melt!

We believe technology improves navigation™

SL-MB_DATA_Mooring Buoys and Winter Sticks A4_EN_V2-0