

Obstruction Kit Solution

FAA A-1

Optional



Add on solar system



Monitoring



Cable Kit



Mounting Accessories



Additional L-810(F) fixtures

Photocell



The Avlite FAA A-1 Obstruction Lighting kit is a full turnkey solution for A-1 defined structures between 150 and 350 feet. Consisting of 1 x L-864 Red Medium Intensity Flashing Beacon, 3 x L-810(F) Obstruction Lights, all necessary junction boxes and a central control unit. The A-1 obstruction kit is available in universal AC and DC input power configurations.

Utilising a Control Unit with dispersed light fixtures in accordance with the specific tower configuration, the kit is designed for ease of installation and maintenance, and meets the requirements of FAA AC 150/5345-43.

The A-1 Obstruction Kit monitoring capabilities include dry contacts for interface with owner furnished monitoring equipment or GSM or SATCOM monitoring that reports to a user-accessible portal, Star2M®.

The complete system is designed to be immune to high voltage EMI (electromagnetic emissions), is waterproof rated to a minimum of IP65, and capable of continuous operation between temps of -40°F and 131°F (-40°C and +55°C).

Features

- External and remote monitoring capabilities via GSM or SATCOM
- Photocell override for testing and maintenance purposes
- Designed for optimized cabling, mounting and installation



Cost Effective

- All in one kit solution
- Single supplier product

Easy to Install

- Lightweight and convenient
- Optimised cabling for reduced installation time

Applications

- A1 tower configurations for structures from 150-350 feet AGL

Certifications

- FAA L-864 Medium Intensity Obstruction Light – FAA AC150/5345-43H
- FAA L-810(F) Flashing Red Obstruction Light - FAA AC150/5345-43H

Compliance

- FAA Engineering Brief No. 67D
- Transport Canada, CAR 2015-2, Standard 621

Reliable

- 5 year warranty on light fixtures
- 3 year warranty on Control unit and Junction Boxes

Optional Add Ons

- Add on standalone solar system sized to region
- Additional L-810(F) fixture
- Mounting Brackets
- Cable Kit for 350' structure
- Star2M remote monitoring integration via GSM or SATCOM

Technical Specifications*

FAA A1 Obstruction Kit	AC	DC		
Electrical Characteristics				
Input Voltage	90-264VAC	24-48VDC		
Input Frequency	50/60 Hz	N/A		
Power Consumption				
Peak	84VA	70W		
Average	Night: 6.6VA	Night: 5.5W		
Physical Characteristics				
Dimensions	Height (inches/mm)	Width (inches/mm)	Length (inches/mm)	Mass (lbs./kg)
L-864	6 / 151	9 / 230	6.75 / 171	12.3 / 5.5
L-810(F)	5.4 / 137	4.75 / 121	3.875 / 100	0.375 / 0.4
Control Unit	23.9 / 600	15.8 / 400	7.9 / 200	63 / 28.5
Top Junction Box	4.86 / 123	8.68 / 221	7.74 / 197	7.05 / 3.2
Middle Junction Box	4.78 / 121	10.32 / 262	11.77 / 299	9.92 / 4.5
Mounting				
L-864	200mm bolt pattern			
AV-OL-L-810(F)	½ inch pipe thread			
Control Unit	Wall mounted (mounting accessories available)			
Top Junction Box	Mounting accessories available			
Middle Junction Box	Mounting accessories available			
Certifications and Compliance				
CE	EN61000-6-3:2007, EN61000-6-1:2007			
Quality Assurance	ISO9001:2015			
Protection Rating	Junction and Control Box: IP65/NEMA4X Lights: IP67			
FAA	L-810(F), L-864, FAA AC 150/5345-43H			
Transport Canada	CL-864 Canadian Aviation Regulations 2015-2, Standard 621 - Obstruction Marking and Lighting, March 2016 Appendix B			
DGAC	L-864 Medium Intensity Obstruction Light, L-810(F) Low Intensity Obstruction Light (Qualified by Intertek)			
Intellectual Property				
Trademarks	AVLITE® is a registered trademark of Avlite Systems			
Warranty *	5 year warranty on light fixtures 3 year warranty on Control Unit and Junction Boxes			
Options Available	<ul style="list-style-type: none"> • Cable Kit suitable for 350' structures • Mounting Brackets for L-864 and L-810(F) 			

Star2M - Monitoring option available

GPS positioning via internet mapping system



How to Order FAA A-1 Kit Obstruction Solution

AV-OL-KT-A1 - [?] - [?]

Product No.: _____

Input: _____

DC = VDC

UM = VAC

Monitoring: _____

00 = No Options

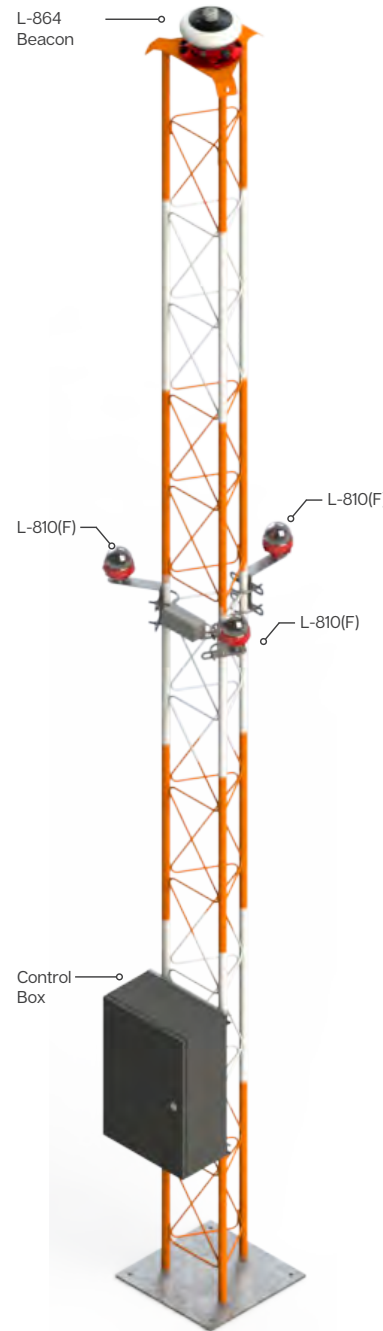
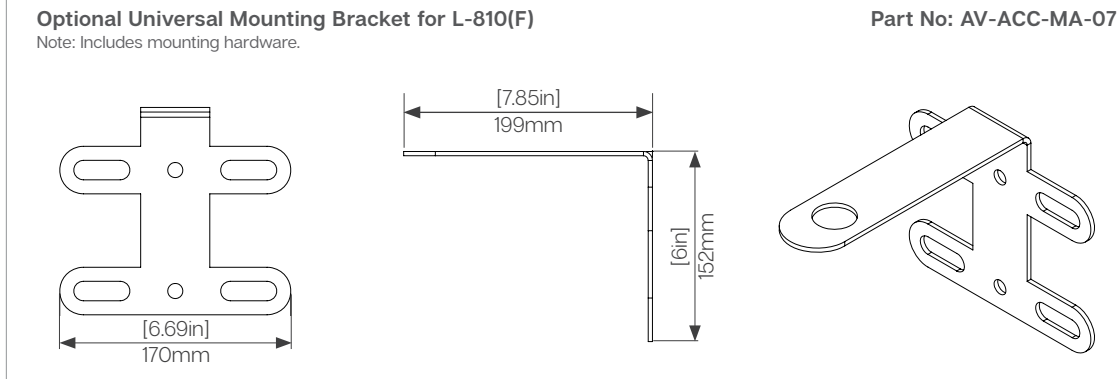
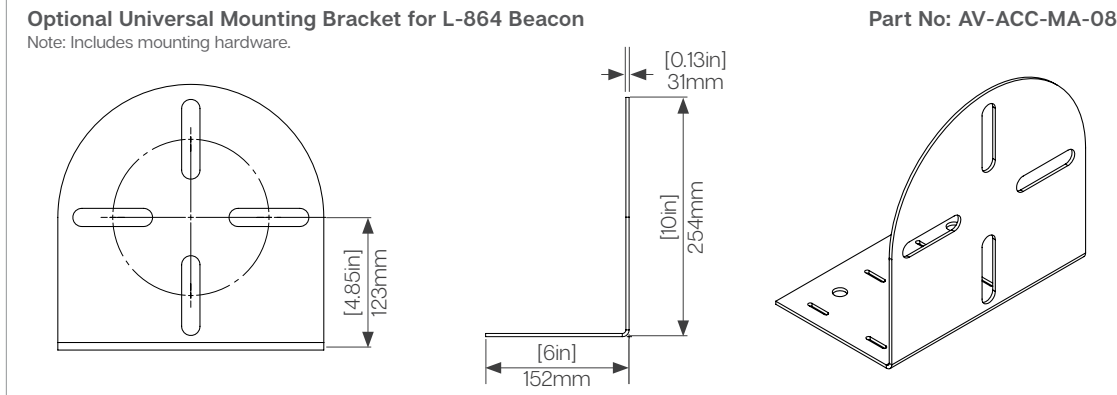
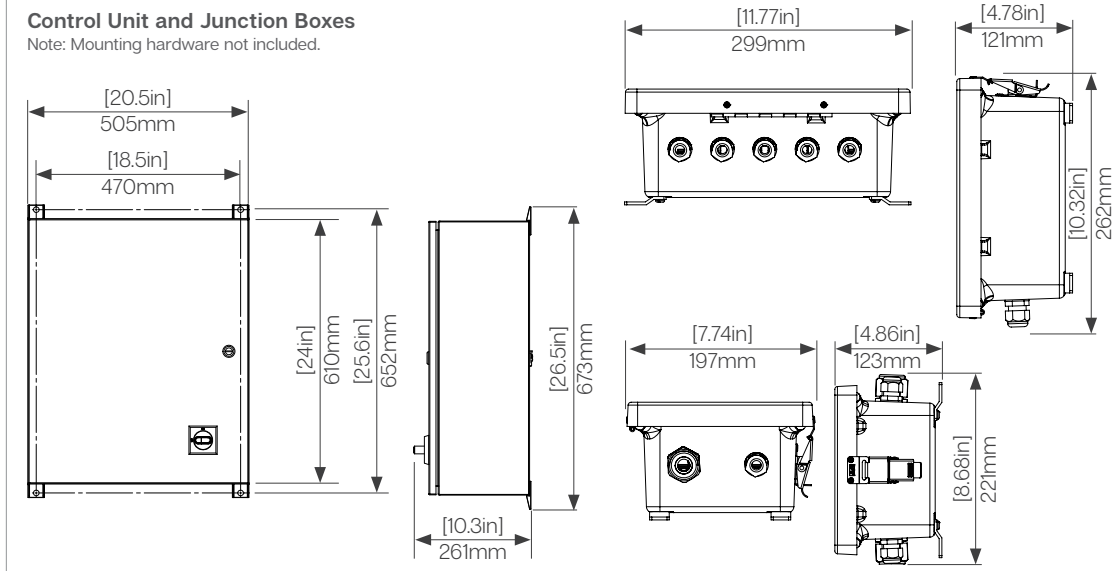
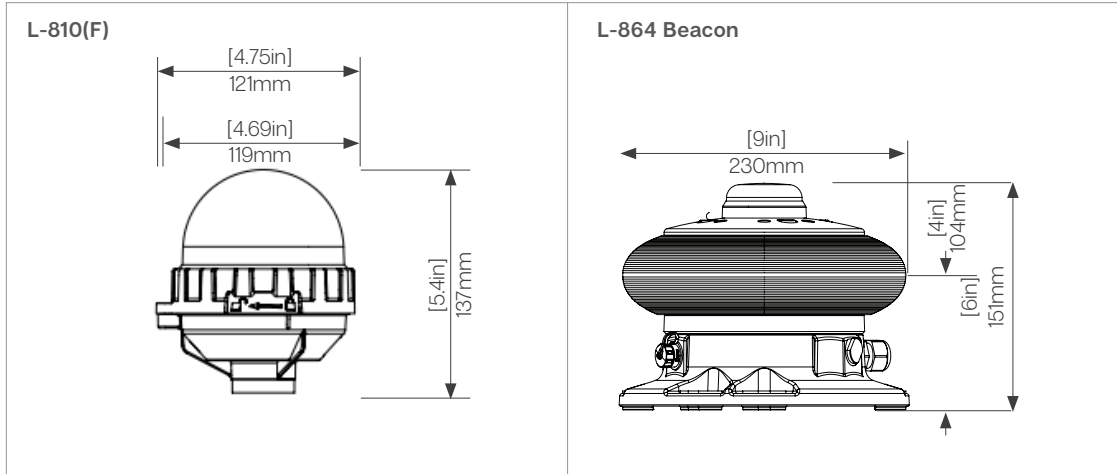
01 = Satellite Monitoring

02 = GSM Monitoring



* Specifications subject to change or variation without notice
* Subject to standard terms and conditions

Technical Illustrations



Note:
1. Optional Cable Kit available for 350' structure. Cable sold separately.